



Passion
Made
Possible



SAFE MANAGEMENT MEASURES FOR MICE EVENT PILOTS IN SINGAPORE

Updated as of 21 July 2021

IMPORTANT

1. In response to the growing number of COVID-19 cases in the community, the Multi-Ministry Taskforce (MTF) announced on 20 July 2021 that it would further tighten Safe Management Measures (SMMs) by going back to Phase 2 (Heightened Alert) with effect from 22 July 2021 through 18 August 2021 (both dates inclusive).
2. The information in this circular (which includes its annexes) supersedes that in previous advisories or statements.

Key updates for MICE event pilots:

- i. For the period of 22 July to 18 August 2021 (both dates inclusive):
 - MICE event pilots must not have more than 100 participants at a time;
 - MICE event pilots with more than 50 participants at a time must implement mandatory Pre-Event Testing (PET) for all participants (local and foreign) except for exempted individuals¹;
 - There must be no unmasking at any time (including speakers and for photo-taking) except when eating or drinking; and
 - Participants must adhere to national prevailing guidelines e.g. participants are to be seated in groups of not more than 2 participants and must ensure that there is a distance of at least 1 metre between participants at all times.

To further reduce the risk of transmission, lunch will only be allowed at full-day events² (i.e. lunch will not be allowed at half-day events) with the following additional Safe Management Measures (SMMs) in place:

- Lunch duration must be limited to one hour;
 - Where food and drinks are provided, ensure that these are pre-packed food and drinks for individual consumption (e.g. bento, etc.); food and drinks stations with staff or self-service are not allowed;
 - Food is to be cleared from the tables after lunch and before the next session starts; and
 - Tea breaks are not allowed for both half and full-day events.
- ii. For forward planning purposes, Event Organisers may continue to engage STB on applications for MICE event pilots with more than 100 participants. However, please note that all approvals and MICE event pilots will still be subject to the safe management measures applicable at the time.

¹ Please refer to MOH's website for the list of exempted individuals here: <https://www.moh.gov.sg/covid-19/pet>

² Full-day events and half-day events are defined as events in which their duration is more than 6 consecutive hours (including lunch) and less than 6 consecutive hours respectively

3. **MICE events refer to business-oriented events such as meetings, conferences and exhibitions arranged or held in the course of business³ with more than 50 participants which are not held for individual consumers to attend. MICE events with 50 participants or less do not require MTI's approval. Permitted enterprise may proceed to organise the event and adhere to the **Safe Management Measures (SMMs) at the Workplace by the Ministry of Manpower**. Events that are substantially social, recreational, political or religious in character, such as company D&Ds, networking events or gala dinners, do not fall within the MICE events contemplated here.**

Up to 50 participants [^] at a time	51 to 100 participants at a time
Up to 50 pax per zone Safe distancing of at least 1 metre between individuals at all times	
Adhere to Safe Management Measures (SMMs) at the Workplace by the Ministry of Manpower here .	Both the Event Organiser and Event Venue (collectively, EOs) must submit an application for STB's assessment and for the Ministry of Trade and Industry (MTI) to approve the EO carrying out the event.
MICE event pilot application is not required.	PET required for all participants*
PET required for all foreign participants who are on a Controlled Itinerary, and any local residents and Business Travel Pass (BTP) holders with recent travel history.	*PET exemptions are subject to prevailing SMMs. More information on PET exemptions can be found at https://go.gov.sg/pet .
<i>[^]includes Event Organisers but excludes premises staff at third party venues</i>	

4. The total operating capacity per session will include all participants of the event, including exhibitors, media attending the event, speakers, participants' liaison officers, etc. EO staff who are also participating in the event (e.g. as speakers, audience members, etc) are included in the total operating capacity. All other EO staff and external service providers are excluded.
5. **In order to further mitigate the risk of COVID-19 transmission at large-scale events, mandatory Pre-Event Testing (PET) using the Antigen Rapid Test (ART) or the Polymerase Chain Reaction Test (PCR Test) is required for individuals who are attending events with more than 50 participants at a time, except for exempted individuals⁴. EOs must adhere to the PET requirements stipulated on MOH's PET website⁵. The ART and PCR Test results are only valid for 24 hours from the time the participants register at the testing premises to take the test. All participants (both local and foreign) must have a valid negative test result before they are allowed entry to the MICE event venue each day. EOs can either arrange for the MOH-approved COVID-19 test to be provided at the event site or request for participants to be tested in advance at MOH-approved COVID-19 test providers⁶. For events**

³ (a) to discuss or negotiate matters relating to trade, commerce or finance, professional practice or matters, health, arts, science, technology, industry, economics, industrial relations, security, international affairs, the environment or any other cause or matter, whether or not of a similar kind; (b) to temporarily exhibit or display goods of any kind for the purposes of sale or supply; or (c) to promote the trading of goods or the provision of services.

⁴ Please refer to MOH's website for the list of exempted individuals here: <https://www.moh.gov.sg/covid-19/pet>

⁵ <https://www.moh.gov.sg/covid-19/pet>

⁶ The list of MOH-approved COVID-19 test providers can be found here: <https://www.moh.gov.sg/licensing-and-regulation/regulations-guidelines-and-circulars/details/list-of-covid-19-swab-providers>

with less than 50 participants at a time, participants on a Controlled Itinerary (CI) are required to undergo mandatory PET.

SUBMISSION OF APPLICATION FOR PILOTING OF MICE EVENTS

6. Under the Safe Business Events (SBE) framework, EOs must implement SMMs which will meet the 5 outcomes required for the piloting of MICE events in a safe and controlled manner. The SMMs must span a participant's entire journey, at least 60 minutes before, during and at least 60 minutes after the MICE event.
7. To hold a MICE event, an EO must submit an application for STB's assessment and support for the Ministry of Trade and Industry (MTI) to approve the EO carrying out the event.
8. Each MICE event and its related marketing efforts may be carried out only after receiving written approval from MTI. Please note that MTI has the right to impose stricter/additional SMMs or vary some SMMs. EOs must submit their application at least 1 month prior to each MICE event. STB and MTI will take up to 14 business days to assess each application.
9. Please refer to **Annex A** and **Annex B** for the checklist on Safe Management Measures for Safe Business Events framework in Phase 2 (Heightened Alert) and illustration of SMMs respectively.
10. For forward planning purposes, Event Organisers may continue to engage STB on applications for MICE event pilots with more than 100 participants. However, please note that all approvals and MICE event pilots will still be subject to the safe management measures applicable at the time.

EVENTS INDUSTRY RESILIENCE ROADMAP

11. The Singapore Association of Convention and Exhibition Organisers and Suppliers (SACEOS) collaborated with STB and Enterprise Singapore (ESG) to formulate an Events Industry Resilience Roadmap (IRR)⁷. The roadmap provides guidance on safety management measures and best practices. Event organisers, suppliers and venues may refer to the IRR for guidelines on implementing and operationalising STB's Safe Business Events (SBE) framework at your events.

⁷ The Event IRR is a public-private partnership focused on three strategic objectives: (a) establishing best-in-class standards for new event safety measures, (b) creating agile business models with a focus on digital capabilities, and (c) developing pathways for professional development in a post COVID-19 world. More information on the IRR can be found here: <https://saceos-irr.wixsite.com/website>



**Passion
Made
Possible**



ENFORCEMENT OF MEASURES

12. STB will conduct enforcement checks to ensure compliance with SMMs. Enforcement action will be taken against the Event Organisers and Event Venues (collectively, EOs) who hold MICE events without registering with STB or receiving the necessary approval from MTI and/or who fail to comply with the necessary SMMs. Action may also be taken against EOs who conduct events that were not included in the event application and/or approved by MTI.
13. Under the COVID-19 (Temporary Measures) Act passed in Parliament on 7 April 2020, first-time offenders will face a fine of up to S\$10,000, imprisonment of up to six months, or both. Repeat offenders will face a fine of up to S\$20,000, imprisonment of up to twelve months, or both. Businesses that are not compliant may be ordered to cease business activities or close altogether. Under the Infectious Diseases (Mass Gathering Testing for Coronavirus Disease 2019) Regulations 2021, EOs that fail to comply with requirements thereunder will face a fine not exceeding \$10,000 and participants that fail to comply will face a fine not exceeding \$5,000 or to imprisonment for a term not exceeding 6 months or to both. Businesses that are not compliant may also be ineligible for government grants, loans, tax rebates and other assistance.
14. For any enquiries, please contact businesssevents@stb.gov.sg.

Annex A – Checklist on Safe Management Measures for Safe Business Events framework in Phase 2 (Heightened Alert)

Annex B – Illustrations

Annex C – Safe Business Events framework for MICE event pilots in Singapore with more than 100 participants

SINGAPORE TOURISM BOARD

Updated as of 21 July 2021

ANNEX A

CHECKLIST ON SAFE MANAGEMENT MEASURES FOR SAFE BUSINESS EVENTS FRAMEWORK IN PHASE 2 (HEIGHTENED ALERT)

Updated as of 21 July 2021

IMPORTANT

1. In response to the growing number of COVID-19 cases in the community, the Multi-Ministry Taskforce (MTF) announced on 20 July 2021 that it would further tighten Safe Management Measures (SMMs) by going back to Phase 2 (Heightened Alert) with effect from 22 July 2021 through 18 August 2021 (both dates inclusive).
2. The information in this circular (which includes its annexes) supersedes that in previous advisories or statements.

Key updates for MICE event pilots:

- i. For the period of 22 July to 18 August 2021 (both dates inclusive):
 - MICE event pilots must not have more than 100 participants at a time;
 - MICE event pilots with more than 50 participants at a time must implement mandatory Pre-Event Testing (PET) for all participants (local and foreign) except for exempted individuals⁸;
 - There must be no unmasking at any time (including speakers and for photo-taking) except when eating or drinking; and
 - Participants must adhere to national prevailing guidelines e.g. participants are to be seated in groups of not more than 2 participants and must ensure that there is a distance of at least 1 metre between participants at all times.
- To further reduce the risk of transmission, lunch will only be allowed at full-day events⁹ (i.e. lunch will not be allowed at half-day events) with the following additional Safe Management Measures (SMMs) in place:
 - Lunch duration must be limited to one hour;
 - Where food and drinks are provided, ensure that these are pre-packed food and drinks for individual consumption (e.g. bento, etc.); food and drinks stations with staff or self-service are not allowed;
 - Food is to be cleared from the tables after lunch and before the next session starts; and
 - Tea breaks are not allowed for both half and full-day events.
- ii. For forward planning purposes, Event Organisers may continue to engage STB on applications for MICE event pilots with more than 100 participants. However, please note that all approvals and MICE event pilots will still be subject to the safe management measures applicable at the time.

⁸ Please refer to MOH's website for the list of exempted individuals here: <https://www.moh.gov.sg/covid-19/pet>

⁹ Full-day events and half-day events are defined as events in which their duration is more than 6 consecutive hours (including lunch) and less than 6 consecutive hours respectively

Updated as of 21 July 2021

The SMMs for EOs are mapped across the 5 outcomes as below:

1. Implement infection control measures before, during and after event
<p>Develop clear reporting protocols and communication plans to monitor health of local and foreign participants before event</p> <p><u>Sections 1.1 to 1.3 apply to events with foreign participants who are on a Controlled Itinerary (CI)</u></p> <p>1.1 Foreign participants on CI may be subject to further requirements. Please refer and adhere to Immigration & Checkpoints Authority's (ICA) Terms and Conditions at https://safetravel.ica.gov.sg.</p> <p>1.2 Submit the official programme as well as the event itinerary of all foreign participants on CI for STB's review before event commencement. Foreign participants on CI must submit their request for entry into Singapore via the existing travel lane arrangements¹⁰. Should there be changes to the approved event itinerary, EOs are required to inform STB at least 3 days in advance for further review.</p> <p>1.3 All participants who are on CI are required to take a PET from a MOH-approved COVID-19 test provider up to 24-hours before the end of each event day¹¹ (the "Validity Period"). EOs must ensure that participants on CI have a valid negative COVID-19 test result from a MOH-approved COVID-19 test provider within the Validity Period to participate in each event day. Other COVID-19 tests (e.g. PCR tests) done pursuant to other testing requirements (e.g. Reciprocal Green Lane, Rostered Routine Testing) can be used at entry checks, provided that the event is within the Validity Period. Refer to MOH PET website¹² for more information.</p> <p>1.4 Ensure that all participants download, complete the registration, and keep the TraceTogether (TT) App activated. For local participants only: local participants can collect a TT Token from the community centres in their constituency. Ensure that all participants¹³ carry their TT App or Token with them at all times during the event¹⁴.</p> <p>1.5 Ensure that all participants are aware of the SMM requirements prior to the event. EOs must develop a signage plan and implement signs reminding participants to practise safe distancing and good hygiene practices at the event.</p>

¹⁰ Refer to ICA's website at <https://safetravel.ica.gov.sg> for the list of countries that Singapore has implemented green / fast lane and air travel pass arrangements.

¹¹ The Validity Period of a pre-event test is 24-hours before the end of each event day e.g. If the event day ends at 5:00pm, a participant must take his/her pre-event test no earlier than 5:00pm the day before.

¹² <https://www.moh.gov.sg/covid-19/pet>

¹³ Participants exclude EO and premise staff. For avoidance of doubt, EO staff who are also participating in the event (e.g. as speakers, audience members, etc) are included in the total operating capacity.

¹⁴ The TT App is available on Apple, Google and Huawei app stores for all countries.



Develop procedures and protocols to implement Pre-Event Testing (PET) requirements for events with >50 participants

- 1.6 EOs must ensure that all participants entering or remaining in the event venue, where PET is required, must have a negative test result. This excludes individuals who are not required to undergo PET (i.e. exempted individuals). Refer to MOH's website on PET¹⁵ for the list of exempted individuals.
- 1.7 EOs must take all reasonably practicable steps to ensure an individual who does not fulfil the conditions in 1.6 above and is not able to present an Acceptable Document¹⁶ does not enter or remain at the MICE event venue. EOs must refuse entry if the individual refuses to show the proof of Acceptable Document or being exempted when asked. Refer to MOH PET website¹⁷ for the list of Acceptable Documents.
- 1.8 EOs must ensure that the identity reflected in the Acceptable Documents corresponds with the identity of the individual being checked for entry.
- 1.9 Ensure that signages are displayed prominently at every exit and entry point(s) of the event venue (including emergency exits) specifying that access to the MICE event venue is restricted to individuals who have fulfilled the conditions in 1.6 above, the date and duration of the MICE event restrictions, and that entry or remaining without having passed PET or exemption is an offence. The signages should also state that participants are required to identify themselves and their reason for seeking entry, and to show proof of fulfilling the conditions in 1.6 above when requested by the EOs.
- 1.10 EOs must clearly delineate the boundaries of the MICE event venue, for the duration of the MICE event. This could be by means of markings, fencing, stanchion with barrier rope or tape, signs, walls, windows, partition, screens or other barriers

Develop reporting frameworks to monitor health of local and foreign participants after event

- 1.11 Remind foreign participants to activate their TT App for the duration of their stay in Singapore. If the TT App is used, remind foreign attendees to retain the TT App on their mobile devices for 14 consecutive days after leaving Singapore.
- 1.12 Remind all participants at the end of the event to monitor their health for COVID-19 symptoms¹⁸ for 14 days and report to EOs within this period if any of them has displayed the symptoms, and to encourage them to test for COVID-19 if they do have any such symptom.

¹⁵ <https://www.moh.gov.sg/covid-19/pet>

¹⁶ The list of Acceptable Document can be found on <https://www.moh.gov.sg/covid-19/pet>

¹⁷ <https://www.moh.gov.sg/covid-19/pet>

¹⁸ COVID-19 symptoms are fever, coughing, sneezing, breathlessness, a runny nose, or losing one's sense of smell.



2. Limit overall density of persons, especially in enclosed areas

- Ensuring at least 1 metre spacing between individuals at all times.
- Ensuring there are no more than 100 participants at any one time for each event space that exceeds 930sqm.

- 2.1 Design and configure the space such that participants and EO staff (which includes contractors) maintain at least 1 metre spacing between individuals at all times.
- 2.2 Ensure all participants and staff maintain at least 1 metre spacing between individuals at all times.
- 2.3 Ensure that there are no more than 100 participants at any one time for each event space that exceeds 930sqm. (e.g. there must be no more than 100 participants in a function room with floor area exceeding 930sqm)
- 2.4 Implement solutions to monitor and control the operating capacity within the event venue to ensure capacity does not exceed allowable operating capacity.
- 2.5 Implement a one-way traffic flow at the event space as well as exclusive entry and exit points for each zone, where practicable.
- 2.6 Identify hotspots for potential bunching (e.g. entry/exit points, toilets) and propose a control mechanism to prevent/disperse crowds (e.g. frequent reminders over public announcement system, staff to manually disperse crowds, provision of visual markers for safe distancing).
- 2.7 For events with an exhibition component, stagger arrivals to the exhibition sections to prevent crowding and ensure individuals from different zones do not join or intermingle. EOs must also implement controls to prevent crowding at each exhibition booth (e.g. provision of visual markers for buyers to stand at safe distances).

3. Limit opportunities for and number of close contacts between individuals (including participants and staff)

- Limit the number of participants in each zone to ≤ 50 pax. Ensure there is no intermingling between different zones at all times.
- Ensure that participants of different zones will not be able to intermingle at any time.
- Implement other SMMs relating to speakers, meals, photography, registration and exhibitions.

- 3.1 Limit number of participants in each zone to ≤ 50 pax. Within each zone¹⁹, individuals must continue to maintain at least 1 metre spacing between individuals at all times.
- 3.2 Maintain composition of individuals within each zone throughout each event day, with no intermingling allowed²⁰ between individuals of different zones at any time. EO staff attached to each zone must also avoid intermingling with participants or EO staff of other zones at any time.

¹⁹ Zone refers to the participants in one designated section of the event space

²⁰ Transient intermingling at common walkways, entry and exit points, lift lobbies and toilets are allowed. EOs must implement a detailed cleaning and disinfecting schedule and ensure event spaces and common areas including high-touch areas are cleaned regularly.



- 3.3 Where approval has been given for events with more than one session per day:
- (i) Capacity limits of up to 100 participants at a time (2 zones of 50 at a time) must be adhered to for each session.
 - (ii) Where there is more than one session at the event venue, ensure at least 60 minutes between the end of each session and the start of registration for the next session, with full crowd dispersal from the event venue, to prevent mingling between participants of different sessions.
 - (iii) Individuals must remain within the same zone throughout the session. If a zone includes any foreign participant(s) who is/are on a CI, the composition of individuals within that zone must be maintained throughout each event day.

3.4 Where approval has been given for events with multiple zones:

- (i) Stagger the movement of participants to/from each zone to ensure that participants at a zone will not at any time be in the same zone with participants from another zone; and
- (ii) Cordon off or physically segregate the zones from one another. Ensure that a solid partition with height of at least 1.8 metres is used to segregate participants of different zones. In the event that a solid partition is not practicable, ensure that other physical barriers such as queue poles or traffic cones are used to clearly demarcate at least 3 metres spacing between zones. Ensure that participants of different zones cannot physically interact or intermingle at any time.

3.5 For sightseeing tours, ensure that there is a distance of at least 1 metre between groups participants at all times, please refer and adhere to STB's latest guidelines for sightseeing tours²¹.

Speakers

3.6 Ensure that speaker(s) do not unmask at any time.

Meals

3.7 For full-day event²², ensure that lunch is limited to 1 hour to minimise the period that individuals are unmasked (i.e. Lunch is not allowed at half-day events). Tea breaks are not allowed at both half and full-day events. The meal should not be a main feature of the event. Participants are to remain masked up when not consuming food and beverages.

3.8 For lunch where individuals are permitted to remove their masks, the following shall apply:

- (i) The number of participants in each group must not exceed 2;
- (ii) Individuals must remain in the same group of 2 throughout each session;
- (iii) Each group of 2 participants must not intermingle with any individual of another group; and
- (iv) All participants and staff must maintain at least 1 metre distance between individuals at all times. If a group of 2 includes any foreign participant(s) who is/are on a CI, the

²¹ <https://www.stb.gov.sg/content/stb/en/home-pages/advisory-for-tours.html>

²² Full-day events and half-day events are defined as events in which their duration is more than 6 consecutive hours and less than 6 consecutive hours respectively



composition of individuals within that group must be maintained throughout each event day.

3.9 Where food and drinks are provided, ensure that these are pre-packed food and drinks for individual consumption; food and drinks stations with staff or self-service are not allowed. Food is to be cleared from the tables after lunch and before the next session starts.

3.10 Ensure that there is no pre-recorded music (including background music), video, live performance, speech or presentation when meals are served.

Photography

3.11 Ensure that participants do not unmask for photo-taking at any time.

Registration

3.12 Arrange for participants to register online, print their name badges, and assemble their name badges and lanyards in advance of the event, where reasonably practicable. Utilise technology where reasonably practicable to enable touch-less interactions e.g. e-registrations, e-ticket sales, e-forms, e-declarations.

3.13 All participants will be required to pre-register prior to event start date; there shall not be any walk-ins allowed.

Audience participation

3.14 There must be no audience participation (e.g. inviting audience members to come on stage, verbal exhortations from different tables, etc.), but applause, Q&A sessions, and breakout discussions are allowed.

Exhibitions

3.15 For events with an exhibition component:

(i) Without prejudice to para 3.1, separate the exhibition space into distinct exhibition sections²³ with each section providing for not more than 50 individuals to be present, whether exhibitors or consumers²⁴. Please refer to Annex B for illustrations of possible exhibition formats.

(ii) Without prejudice to para.3.4(ii), cordon off or otherwise physically segregate the exhibition sections from one another. Ensure that a solid partition with height of at least 1.8 metres is used to segregate participants of different exhibition sections. In the event that a solid partition is not practicable, ensure that other physical barriers such as queue poles or traffic cones are used to clearly demarcate at least 3 metres

²³ Exhibition section refers to an area of exhibition space where only 50 individuals are allowed to occupy at any one time. One event can have multiple exhibition sections.

²⁴ E.g. Where an exhibition section has 10 exhibitors, only 40 visitors are permitted to occupy the exhibition section at any one time, so as to remain within the capacity limit of 50 individuals per section.

spacing between zones. Ensure that participants of different exhibition sections cannot intermingle at all times.

- (iii) Ensure that a solid partition (e.g. U-Shaped plexiglass shield) at least 1.8m high is implemented for exhibitors to interact with visitors throughout the event. Exhibitors and visitors should remain on separate sides of the partition throughout the event. Illustrations of the solid partitions are included in Annex B.
- (iv) Implement contactless technology solutions at exhibition booths (e.g. QR codes) for visitors to collect information about a product and exchange contact details. Exhibition displays should be low-touch and cleaned at regular intervals.
- (v) Implement safe meeting spaces with a solid partition (e.g. U-Shaped plexiglass shield) at least 1.8m high for extended meetings between exhibitors and visitors, or between participants from different zones. Require meetings to be pre-scheduled, where practicable.

4 Ensure a safe and clean environment for employees and participants

- Ensure the event complies with SMM requirements of Singapore government agencies and SG Clean sanitation and hygiene measures.

SMM requirements of Singapore government agencies and SG Clean sanitisation and hygiene measures include but are not limited to the following:

- 4.1 Adhere to prevailing sanitisation and hygiene measures published by the National Environmental Agency (“NEA”) and SG Clean sanitisation and hygiene measures. Please refer and adhere to the latest advisory²⁵ from NEA as well as the SG Clean MICE Venues checklist²⁶
- 4.2 Adhere to prevailing workplace measures published by the Ministry of Manpower (“MOM”). Please refer and adhere to MOM’s latest requirements for SMMs for the workplace²⁷. In particular:
 - (i) Implement a detailed monitoring plan and appointing a Safe Management Officer (“SMO”) to assist with implementation of and compliance with all SMMs at the workplace and relevant premises;
 - (ii) Indicate the number of staff (including contractors) on site, and their job functions;
 - (iii) Implement safe distancing (e.g. reconfiguration of workspaces), reducing close interactions (e.g. staggered work and lunch hours) and touch points (e.g. common laptop/ iPad); and implementing a business continuity plan;
 - (iv) Require participants and staff to wear masks at all times, except where allowed under the Control Order (e.g. where eating, drinking or taking medication, etc.);
 - (v) Communicate relevant SMMs to all staff.
- 4.3 Develop and implement a detailed cleaning and disinfecting plan and schedule. Ensure event spaces and common areas are cleaned and disinfected before and after use, including high-touch areas such as tables, chairs, handrails, door handles, interactive kiosks and lift buttons.

²⁵ <https://www.nea.gov.sg/our-services/public-cleanliness/environmental-cleaning-guidelines>

²⁶ <https://www.sgclean.gov.sg/join/for-owners/assessments/#mice>

²⁷ <https://www.mom.gov.sg/covid-19/requirements-for-safe-management-measures>



- 4.4 Particularly where approval has been given for events with more than one session per day, ensure high-touch areas, display products and common spaces within the event venue are cleaned and disinfected between sessions.
- 4.5 Prohibit sharing of equipment by speakers (e.g. microphones, etc.) If this cannot be done, equipment should be cleaned and disinfected after every use.
- 4.6 Provide at all times easily accessible disinfecting agents like hand sanitisers, disinfectant sprays, paper towels and wipes for the free use of participants and staff at event spaces, including near high-touch surfaces such as handrails, door handles, interactive kiosks and lift buttons.
- 4.7 Ensure participants and staff are screened²⁸ for COVID-19 symptoms before they are allowed to enter the event venue or any premises. Ensure entry is refused to any individual who refuses to comply with or fails the screening, or is known to be subject to a quarantine order or stay-home notice.
- 4.8 Ensure the deployment and use of contact tracing measures and SafeEntry check-in for entry into and exit from the event venue or any premises in the event itinerary (including an event hall, a meeting room or a function room). For all MICE events, a SafeEntry QR code that requires the TT App or TT Token to check-in will be deployed.
- 4.9 Ensure queue markers with at least 1 metre spacing between individuals are implemented where queues are expected e.g. at registration counters. Ensure all seats that are not fixed to the floor are spaced at least 1 metre apart, and alternate seats that are fixed to the floor are demarcated as seats not to be occupied.

5. Prepare for any emergencies relating to COVID-19

Have an overall emergency preparedness/response plan covering the below areas:

- 5.1 Appoint a clear decision-making authority within the EO and an agreed procedure to modify, restrict, postpone or cancel the event if the prevailing COVID-19 situation worsens.
- 5.2 Appoint a lead officer, who may be the SMO, to oversee the development and implementation of the SMM plans, liaise with STB for review, and ensure awareness and compliance of SMMs throughout event.
- 5.3 Develop and implement responses to situations such as handling participants or staff who are found to display COVID-19 symptoms, seeking medical treatment for any such participants (e.g. determining nearest medical facilities and opening hours), coordinating information flow with all relevant parties (e.g. who to contact, how to facilitate contact tracing, informing the relevant authorities, and dealing with external communications), and handling uncooperative participants.
- 5.4 Ensure detailed procedures are developed and implemented in the event any participant or EO staff is found to display COVID-19 symptoms (e.g. isolating the individual in a safe

²⁸ Screening for COVID-19 symptoms must comprise taking the temperature and a visual check (without physical contact) of the individual to see if the individual is coughing, sneezing, breathless, or has a runny nose.

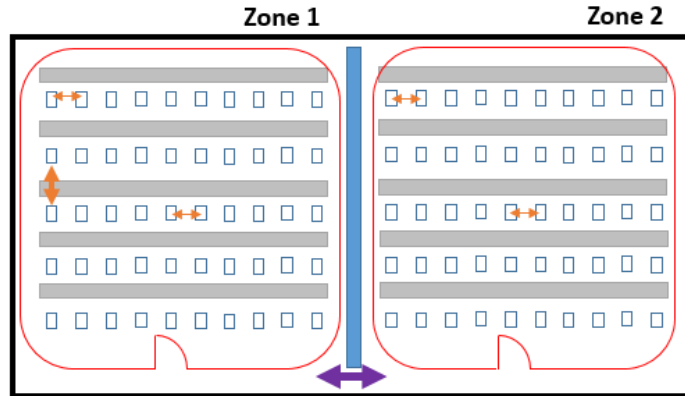
area, closing off affected sections/areas, cleaning and disinfecting potentially contaminated surfaces, establishing a protocol for proper waste management, especially biohazardous waste).

- 5.5 Inform STB immediately of any participant (whether local or foreign) or EO staff confirmed to have COVID-19 (up to 14 days after attending the event).
- 5.6 Please refer to and adhere to NEA's latest guidelines²⁹ for environmental cleaning and disinfection of areas exposed to confirmed case(s) of COVID-19 in non-healthcare premises.
- 5.7 Provide training for staff to ensure they are able to respond to situations and carry out procedures relating to COVID-19.

²⁹<https://www.nea.gov.sg/our-services/public-cleanliness/environmental-cleaning-guidelines/cleaning-and-disinfection/guidelines/guidelines-for-environmental-cleaning-and-disinfection>

ANNEX B

Illustration of a MICE event for up to 2 zones of 50 pax in a function room/ ballroom



□ Ballroom

□ Zone: No. of attendees (≤50pax) allowed in one enclosed event space (e.g. function room/ballroom).

■ Solid partition with height of 1.8m to segregate attendees of different zones.

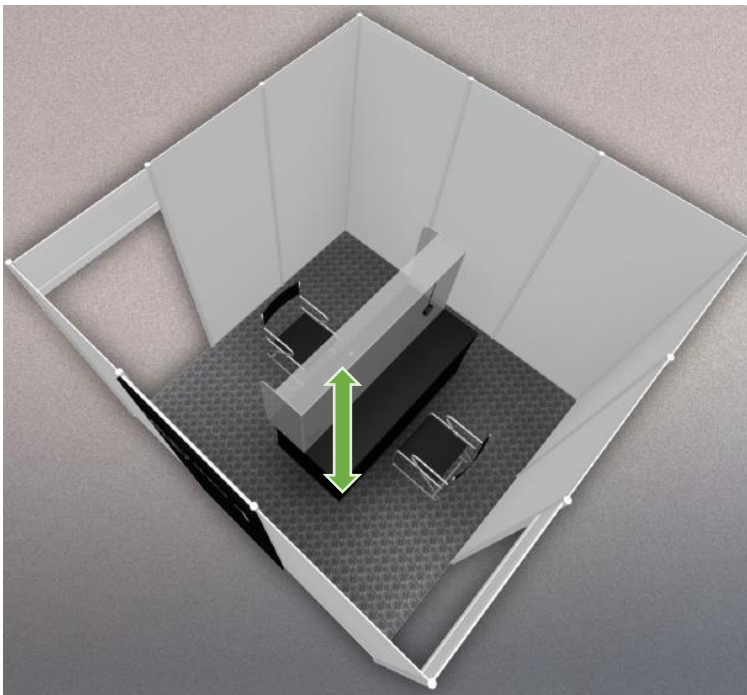
↔ In the event that a solid partition is not practicable, ensure that other physical barriers such as queue poles or cones are used to clearly demarcate at least 3m spacing between zones.

↔ Maintain at least 1m spacing between individuals at all times.

Illustration of a Safe Exhibition Booth, with solid partition between exhibitor and visitor



Illustration of a Safe Meeting Space, with solid partition between exhibitor and visitor, or between participants from different zones.



Sample of a safe exhibition booth and meeting space used in pilot MICE trade exhibition, TravelRevive – Powered by ITB Asia and STB.

Best practice of separate entrances and exit for both parties implemented.

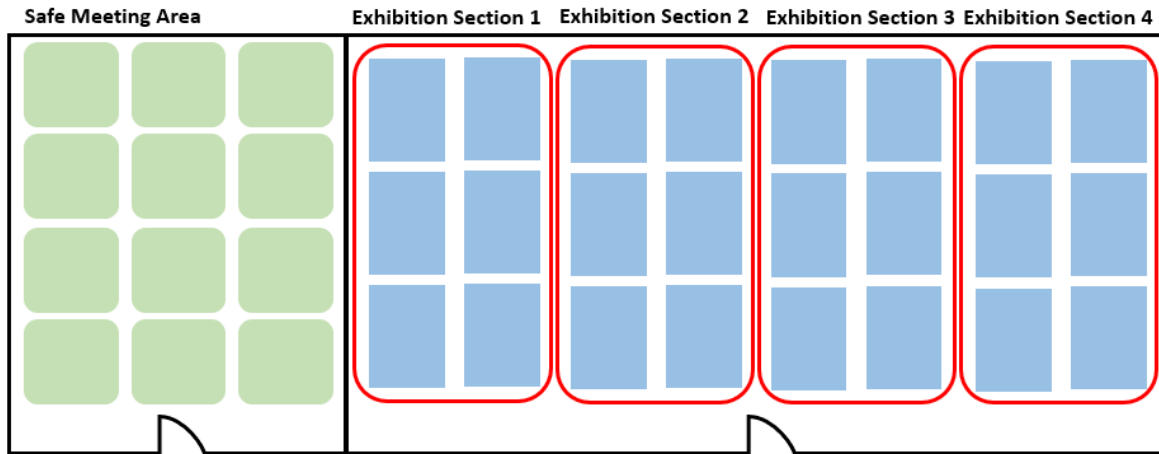
Photo: ITB Asia, Designed by Pico



Fixed 1.8m tall U-Shaped plexiglass barrier between exhibitor and visitor

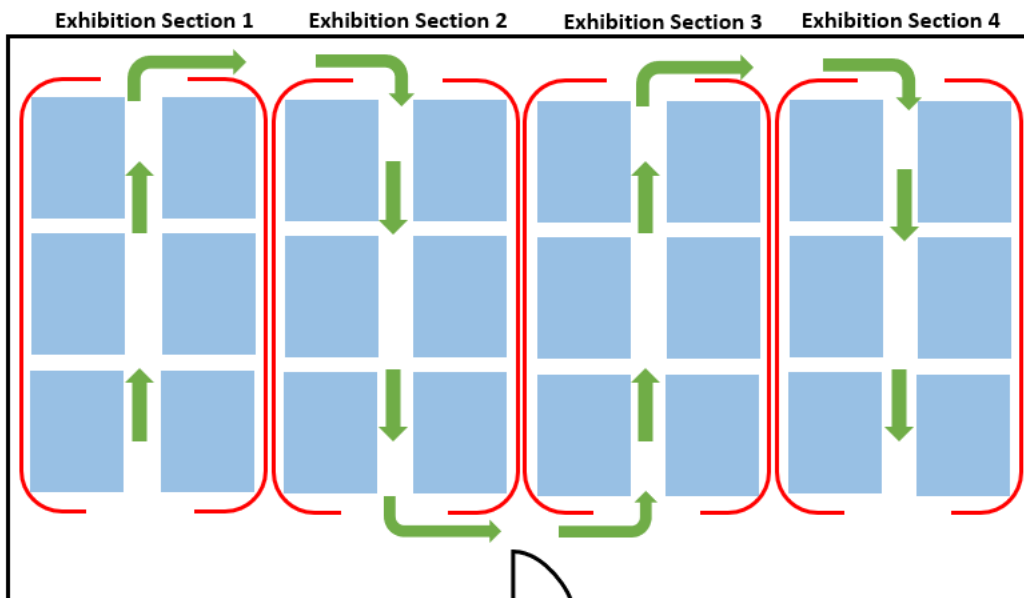


Illustration of a safe tradeshow floor (Possibility 1)



- Ballroom
- Safe meeting space: for extended meetings between exhibitors and visitors.
- Safe exhibition booth: for interactions between exhibitors and visitors who are browsing the exhibition section.
- Exhibition Section: an area of exhibition space where not more than 50 individuals can be present, whether exhibitors or customers.

Illustration of the movement of individuals through a safe tradeshow floor



- Possible movement of individuals through the tradeshow floor, utilising a one-directional flow. One zone of visitors is allowed to browse one exhibition section at any one time. The illustration above can concurrently accommodate 200 individuals, including exhibitors and customers







Passion
Made
Possible



Illustration of a safe tradeshow floor (Possibility 2)



-  Ballroom
-  Safe meeting space: for extended meetings between exhibitors and visitors.
-  Safe exhibition booth: For interactions between exhibitors and visitors who are browsing the exhibition section.
-  Exhibition Section: an area of exhibition space where not more than 50 individuals can be present, whether exhibitors or customers.

ANNEX C

SAFE MANAGEMENT MEASURES FOR MICE EVENT PILOTS IN SINGAPORE WITH MORE THAN 100 PARTICIPANTS

Updated as of 21 July 2021

Please note that EOs should refer to the checklist on Safe Management Measures (SMMs) for Safe Business Events framework in Phase 2 (Heightened Alert) (Annex A and B) if you are planning for MICE events happening from 22 July to 18 August 2021 (both dates inclusive).

For forward planning purposes, Event Organisers may continue to engage STB on applications for MICE event pilots with more than 100 participants. However, please note that all approvals and MICE event pilots will still be subject to the safe management measures applicable at the time.

For any enquiries, please contact businessevents@stb.gov.sg.

The SMMs for EOs are mapped across the 5 outcomes as below:

<p>1. Implement infection control measures before, during and after event</p>
<p>Develop clear reporting protocols and communication plans to monitor health of local and foreign participants before event</p> <p><u>Sections 1.1 to 1.3 apply to events with foreign participants who are on a Controlled Itinerary (CI)</u></p> <p>1.1 Foreign participants on CI may be subject to further requirements. Please refer and adhere to Immigration & Checkpoints Authority’s (ICA) Terms and Conditions at https://safetravel.ica.gov.sg.</p> <p>1.2 Submit the official programme as well as the event itinerary of all foreign participants on CI for STB’s review before event commencement. Foreign participants on CI must submit their request for entry into Singapore via the existing travel lane arrangements³⁰. Should there be changes to the approved event itinerary, EOs are required to inform STB at least 3 days in advance for further review.</p> <p>1.3 All participants who are on CI are required to take a PET from a MOH-approved COVID-19 test provider up to 24-hours before the end of each event day³¹ (the “Validity Period”). EOs must ensure that participants on CI have a valid negative COVID-19 test result from a MOH-approved COVID-19 test provider within the Validity Period to participate in each event day. Other COVID-19 tests (e.g. PCR tests) done pursuant to other testing requirements (e.g. Reciprocal Green Lane, Rostered Routine Testing) can be used at entry checks, provided that the event is within the Validity Period. Refer to MOH PET website³² for more information.</p>

³⁰ Refer to ICA’s website at <https://safetravel.ica.gov.sg> for the list of countries that Singapore has implemented green / fast lane and air travel pass arrangements.

³¹ The Validity Period of a pre-event test is 24-hours before the end of each event day e.g. If the event day ends at 5:00pm, a participant must take his/her pre-event test no earlier than 5:00pm the day before.

³² <https://www.moh.gov.sg/covid-19/pet>



- 1.4 Ensure that all participants download, complete the registration, and keep the TraceTogether (TT) App activated. For local participants only: local participants can collect a TT Token from the community centres in their constituency. Ensure that all participants³³ carry their TT App or Token with them at all times during the event³⁴.
- 1.5 Ensure that all participants are aware of the SMM requirements prior to the event. EOs must develop a signage plan and implement signs reminding participants to practise safe distancing and good hygiene practices at the event.

Develop procedures and protocols to implement Pre-Event Testing (PET) requirements for events with > 250 participants

- 1.6 EOs must ensure that all participants entering or remaining in the event venue, where PET is required, must have a negative test result. This excludes individuals who are not required to undergo PET (i.e. exempted individuals). Refer to MOH's website on PET³⁵ for the list of exempted individuals.
- 1.7 EOs must take all reasonably practicable steps to ensure an individual who does not fulfil the conditions in 1.6 above and is not able to present an Acceptable Document³⁶ does not enter or remain at the MICE event venue. EOs must refuse entry if the individual refuses to show the proof of Acceptable Document or being exempted when asked. Refer to MOH PET website³⁷ for the list of Acceptable Documents.
- 1.8 EOs must ensure that the identity reflected in the Acceptable Documents corresponds with the identity of the individual being checked for entry.
- 1.9 Ensure that signages are displayed prominently at every exit and entry point(s) of the event venue (including emergency exits) specifying that access to the MICE event venue is restricted to individuals who have fulfilled the conditions in 1.6 above, the date and duration of the MICE event restrictions, and that entry or remaining without having passed PET or exemption is an offence. The signages should also state that participants are required to identify themselves and their reason for seeking entry, and to show proof of fulfilling the conditions in 1.6 above when requested by the EOs.
- 1.10 EOs must clearly delineate the boundaries of the MICE event venue, for the duration of the MICE event. This could be by means of markings, fencing, stanchion with barrier rope or tape, signs, walls, windows, partition, screens or other barriers

Develop reporting frameworks to monitor health of local and foreign participants after event

- 1.11 For events with more than 250 participants at any one time, EOs would need to submit 2 post-event reports to STB. The first report must be submitted 1 day after the end of the event, detailing any incident relevant to the SMMs; providing photographic evidence of SMMs being deployed before, during and after the event. The second

³³ Participants exclude EO and premise staff. For avoidance of doubt, EO staff who are also participating in the event (e.g. as speakers, audience members, etc) are included in the total operating capacity.

³⁴ The TT App is available on Apple, Google and Huawei app stores for all countries.

³⁵ <https://www.moh.gov.sg/covid-19/pet>

³⁶ The list of Acceptable Document can be found on <https://www.moh.gov.sg/covid-19/pet>

³⁷ <https://www.moh.gov.sg/covid-19/pet>



report must be submitted 14 days after the end of the event (i.e. on the 15th day) to report on the status of health of all participants (both local and foreign).

- 1.12 Remind foreign participants to activate their TT App for the duration of their stay in Singapore. If the TT App is used, remind foreign attendees to retain the TT App on their mobile devices for 14 consecutive days after leaving Singapore.
- 1.13 Remind all participants at the end of the event to monitor their health for COVID-19 symptoms³⁸ for 14 days and report to EOs within this period if any of them has displayed the symptoms, and to encourage them to test for COVID-19 if they do have any such symptom.

2. Limit overall density of persons, especially in enclosed areas

- Ensuring at least 1 metre spacing between individuals at all times.
- The number of participants within the event venue must comply with an operating capacity limit of one participant per 8sqm for event spaces >930sqm.

- 2.1 Design and configure the space such that participants and EO staff (which includes contractors) maintain at least 1 metre spacing between individuals at all times.
- 2.2 Ensure all participants and staff maintain at least 1 metre spacing between individuals at all times.
- 2.3 Implement an operating capacity of 8sqm per participant³⁹ where the total participant-accessible floor area⁴⁰ reserved for use for all event spaces exceeds 930sqm.
- 2.4 Implement solutions to monitor and control the operating capacity within the event venue to ensure capacity does not exceed allowable operating capacity.
- 2.5 Implement a one-way traffic flow at the event space as well as exclusive entry and exit points for each zone, where practicable.
- 2.6 Identify hotspots for potential bunching (e.g. entry/exit points, toilets) and propose a control mechanism to prevent/disperse crowds (e.g. frequent reminders over public announcement system, staff to manually disperse crowds, provision of visual markers for safe distancing).
- 2.7 For events with an exhibition component, stagger arrivals to the exhibition sections to prevent crowding and ensure individuals from different zones do not join or intermingle. EOs must also implement controls to prevent crowding at each exhibition booth (e.g. provision of visual markers for buyers to stand at safe distances).

³⁸ COVID-19 symptoms are fever, coughing, sneezing, breathlessness, a runny nose, or losing one's sense of smell.

³⁹ Participants exclude EO and premise staff. To avoid doubt, EO staff who are also participating in the event (e.g. as speakers, audience members, etc) are included in the total operating capacity.

⁴⁰ Total participant-accessible floor area refers to the overall event facility (sheltered or otherwise) within the venue for a business event that is demarcated for use by events including meeting/ convention/ function room areas and any common facilities such as walkways, reception areas within the event facility; but excludes any ticketing area, turn stile or other entry and exit place, washroom or other like facilities for the convenience of participants. The demarcation should be marked clearly.



3. Limit opportunities for and number of close contacts between individuals (including participants and staff)

- Limit the number of participants in each zone to ≤ 50 pax. Ensure there is no intermingling between different zones at all times.
- Ensure that participants of different zones will not be able to intermingle at any time.
- Implement other SMMs relating to unmasked speakers, meals, photography, registration and exhibitions.

3.1 Limit number of participants in each zone to ≤ 50 pax. Within each zone⁴¹, individuals must continue to maintain at least 1 metre spacing between individuals at all times.

3.2 Maintain composition of individuals within each zone throughout each event day, with no intermingling allowed⁴² between individuals of different zones at any time. EO staff attached to each zone must also avoid intermingling with participants or EO staff of other zones at any time.

3.3 Where approval has been given for events with more than one session per day:

- (i) Where there is more than one session at the event venue, ensure at least 60 minutes between the end of each session and the start of registration for the next session, with full crowd dispersal from the event venue, to prevent mingling between participants of different sessions.
- (ii) Individuals must remain within the same zone throughout the session. If a zone includes any foreign participant(s) who is/are on a CI, the composition of individuals within that zone must be maintained throughout each event day.

3.4 Where approval has been given for events with multiple zones:

- (i) Stagger the movement of participants to/from each zone to ensure that participants at a zone will not at any time be in the same zone with participants from another zone; and
- (ii) Cordon off or physically segregate the zones from one another. Ensure that a solid partition with height of at least 1.8 metres is used to segregate participants of different zones. In the event that a solid partition is not practicable, ensure that other physical barriers such as queue poles or traffic cones are used to clearly demarcate at least 3 metres spacing between zones. Ensure that participants of different zones cannot physically interact or intermingle at any time.

3.5 For sightseeing tours, ensure that there is a distance of at least 1 metre between participants at all times, please refer and adhere to STB's latest guidelines for sightseeing tours⁴³.

⁴¹ Zone refers to the participants in one designated section of the event space

⁴² Transient intermingling at common walkways, entry and exit points, lift lobbies and toilets are allowed. EOs must implement a detailed cleaning and disinfecting schedule and ensure event spaces and common areas including high-touch areas are cleaned regularly.

⁴³ <https://www.stb.gov.sg/content/stb/en/home-pages/advisory-for-tours.html>



Unmasked Speakers

- 3.6 Limit the number of unmasked speakers to be ≤ 10 pax at any one time with at least 1 metre spacing between the unmasked speakers at all times. Ensure there is no intermingling between the unmasked speakers and participants during the event.
- 3.7 In the event that the unmasked speakers are from different zones, they must be seated at least 2 metres apart on stage during the event proceedings.
- 3.8 Implement a distance of at least 3 metres between the stage and the audience. If the stage height places speakers at a higher vantage point, it is encouraged that audience and speakers are more than 3 metres apart as the trajectory of droplets projection would likely be further. Venues without a clearly defined stage area should have floor markings to demarcate the 3 metres boundary.

Meals

- 3.9 During networking sessions, food and drinks should not be served or consumed by participants as removal of masks when consuming food and drinks, combined with individuals speaking to each other, increases risk of transmission.
- 3.10 For all meals where individuals are permitted to remove their masks, the following shall apply:
- (i) The number of participants in each group must not exceed the prevailing group size limit in Singapore.
 - (ii) Individuals must remain in the same group throughout each session;
 - (iii) Each group of participants must not intermingle with any individual of another group; and
 - (iv) All participants and staff must maintain at least 1 metre distance between individuals at all times. If a group includes any foreign participant(s) who is/are on a CI, the composition of individuals within that group must be maintained throughout each event day.
- 3.11 Meal durations should be kept short to minimise the period that individuals are unmasked, and the meal should not be a main feature of the event. Participants are to remain masked when not consuming food and beverages.
- 3.12 If food is being served through staff-served food lines, each food line must not be used to serve participants from different zones at the same time. Separate food lines must be set up for each zone, where practicable. Ensure that ESG's SMMs for staff-served food lines SMMs⁴⁴ are adhered to.
- 3.13 Where food and drinks are provided, ensure that these are provided via staff-served lines or pre-packed for individual consumption (whether at a meal time or a tea break). The sale or provision of pre-packed food and drinks is permissible. The EO must ensure that there is a distance of at least 1 metre between participants at all times, and ESG's latest guidelines⁴⁵ for F&B establishments are adhered to.

⁴⁴ <https://www.enterprisesg.gov.sg/covid-19/safe-distance#FB>

⁴⁵ <https://www.enterprisesg.gov.sg/covid-19/safe-distance#FB>



Photography

- 3.14 Limit the number of unmasked participants to be ≤ 10 pax at any one time with at least 1 metre spacing between the unmasked participants at all times. The participants may only unmask during a take/ shot, and must promptly put their masks back on in between shots and after the shoot. Such photography is only allowed where it is taken by staff of photography businesses listed under SSIC codes beginning with 742 and media businesses with SSIC codes beginning with 58 to 63. Freelancers have to be registered with ACRA, unless the business is carried out in their full name as reflected in their NRIC.

Registration

- 3.15 Arrange for participants to register online, print their name badges, and assemble their name badges and lanyards in advance of the event, where reasonably practicable. Utilise technology where reasonably practicable to enable touch-less interactions e.g. e-registrations, e-ticket sales, e-forms, e-declarations.
- 3.16 All participants will be required to pre-register prior to event start date; there shall not be any walk-ins allowed.

Audience participation

- 3.17 There must be no audience participation (e.g. inviting audience members to come on stage, verbal exhortations from different tables, etc.), but applause, Q&A sessions, and breakout discussions are allowed.

Exhibitions

- 3.18 For events with an exhibition component:

- (i) Without prejudice to para 3.1, separate the exhibition space into distinct exhibition sections⁴⁶ with each section providing for not more than 50 individuals to be present, whether exhibitors or consumers⁴⁷. Please refer to Annex C for illustrations of possible exhibition formats.
- (ii) Without prejudice to para.3.4(ii), cordon off or otherwise physically segregate the exhibition sections from one another. Ensure that a solid partition with height of at least 1.8 metres is used to segregate participants of different exhibition sections. In the event that a solid partition is not practicable, ensure that other physical barriers such as queue poles or traffic cones are used to clearly demarcate at least 3 metres spacing between zones. Ensure that participants of different exhibition sections cannot intermingle at all times.
- (iii) Ensure that a solid partition (e.g. U-Shaped plexiglass shield) at least 1.8m high is implemented for exhibitors to interact with visitors throughout the event. Exhibitors and visitors should remain on separate sides of the partition

⁴⁶ Exhibition section refers to an area of exhibition space where only 50 individuals are allowed to occupy at any one time. One event can have multiple exhibition sections.

⁴⁷ E.g. Where an exhibition section has 10 exhibitors, only 40 visitors are permitted to occupy the exhibition section at any one time, so as to remain within the capacity limit of 50 individuals per section.

throughout the event. Illustrations of the solid partitions are included in Annex C.

- (iv) Implement contactless technology solutions at exhibition booths (e.g. QR codes) for visitors to collect information about a product and exchange contact details. Exhibition displays should be low-touch and cleaned at regular intervals.
- (v) Implement safe meeting spaces with a solid partition (e.g. U-Shaped plexiglass shield) at least 1.8m high for extended meetings between exhibitors and visitors, or between participants from different zones. Require meetings to be pre-scheduled, where practicable.

4 Ensure a safe and clean environment for employees and participants

- Ensure the event complies with SMM requirements of Singapore government agencies and SG Clean sanitation and hygiene measures.

SMM requirements of Singapore government agencies and SG Clean sanitisation and hygiene measures include but are not limited to the following:

- 4.1 Adhere to prevailing sanitisation and hygiene measures published by the National Environmental Agency (“NEA”) and SG Clean sanitisation and hygiene measures. Please refer and adhere to the latest advisory⁴⁸ from NEA as well as the SG Clean MICE Venues checklist⁴⁹
- 4.2 Adhere to prevailing workplace measures published by the Ministry of Manpower (“MOM”). Please refer and adhere to MOM’s latest requirements for SMMs for the workplace⁵⁰. In particular:
 - (i) Implement a detailed monitoring plan and appointing a Safe Management Officer (“SMO”) to assist with implementation of and compliance with all SMMs at the workplace and relevant premises;
 - (ii) Indicate the number of staff (including contractors) on site, and their job functions;
 - (iii) Implement safe distancing (e.g. reconfiguration of workspaces), reducing close interactions (e.g. staggered work and lunch hours) and touch points (e.g. common laptop/ iPad); and implementing a business continuity plan;
 - (iv) Require participants and staff to wear masks at all times, except where allowed under the Control Order (e.g. where eating, drinking or taking medication, etc.);
 - (v) Communicate relevant SMMs to all staff.
- 4.3 Develop and implement a detailed cleaning and disinfecting plan and schedule. Ensure event spaces and common areas are cleaned and disinfected before and after use, including high-touch areas such as tables, chairs, handrails, door handles, interactive kiosks and lift buttons.

⁴⁸ <https://www.nea.gov.sg/our-services/public-cleanliness/environmental-cleaning-guidelines>

⁴⁹ <https://www.sgclean.gov.sg/join/for-owners/assessments/#mice>

⁵⁰ <https://www.mom.gov.sg/covid-19/requirements-for-safe-management-measures>



- 4.4 Particularly where approval has been given for events with more than one session per day, ensure high-touch areas, display products and common spaces within the event venue are cleaned and disinfected between sessions.
- 4.5 Prohibit sharing of equipment by speakers (e.g. microphones, etc.) If this cannot be done, equipment should be cleaned and disinfected after every use.
- 4.6 Provide at all times easily accessible disinfecting agents like hand sanitisers, disinfectant sprays, paper towels and wipes for the free use of participants and staff at event spaces, including near high-touch surfaces such as handrails, door handles, interactive kiosks and lift buttons.
- 4.7 Ensure participants and staff are screened⁵¹ for COVID-19 symptoms before they are allowed to enter the event venue or any premises. Ensure entry is refused to any individual who refuses to comply with or fails the screening, or is known to be subject to a quarantine order or stay-home notice.
- 4.8 Ensure the deployment and use of contact tracing measures and SafeEntry check-in for entry into and exit from the event venue or any premises in the event itinerary (including an event hall, a meeting room or a function room). For all MICE events, a SafeEntry QR code that requires the TT App or TT Token to check-in will be deployed.
- 4.9 Ensure queue markers with at least 1 metre spacing between individuals are implemented where queues are expected e.g. at registration counters. Ensure all seats that are not fixed to the floor are spaced at least 1 metre apart, and alternate seats that are fixed to the floor are demarcated as seats not to be occupied.

5. Prepare for any emergencies relating to COVID-19

Have an overall emergency preparedness/response plan covering the below areas:

- 5.1 Appoint a clear decision-making authority within the EO and an agreed procedure to modify, restrict, postpone or cancel the event if the prevailing COVID-19 situation worsens.
- 5.2 Appoint a lead officer, who may be the SMO, to oversee the development and implementation of the SMM plans, liaise with STB for review, and ensure awareness and compliance of SMMs throughout event.
- 5.3 Develop and implement responses to situations such as handling participants or staff who are found to display COVID-19 symptoms, seeking medical treatment for any such participants (e.g. determining nearest medical facilities and opening hours), coordinating information flow with all relevant parties (e.g. who to contact, how to facilitate contact tracing, informing the relevant authorities, and dealing with external communications), and handling uncooperative participants.

⁵¹ Screening for COVID-19 symptoms must comprise taking the temperature and a visual check (without physical contact) of the individual to see if the individual is coughing, sneezing, breathless, or has a runny nose.



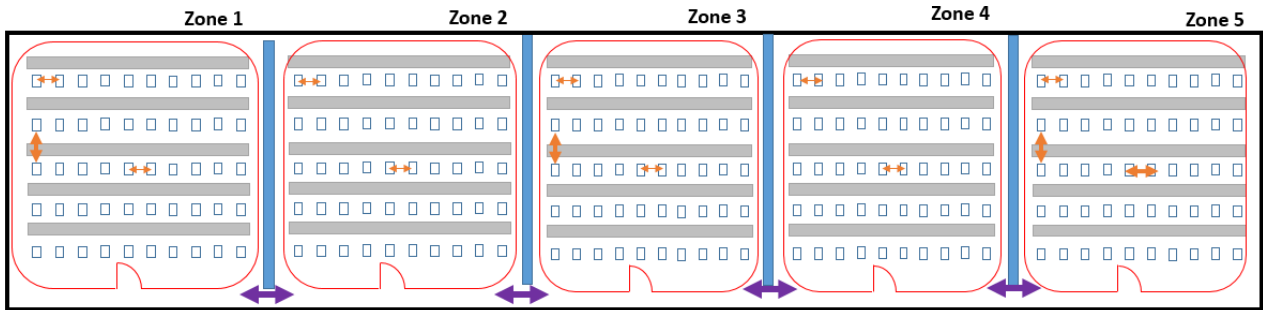
**Passion
Made
Possible**



- | | |
|-----|---|
| 5.4 | Ensure detailed procedures are developed and implemented in the event any participant or EO staff is found to display COVID-19 symptoms (e.g. isolating the individual in a safe area, closing off affected sections/areas, cleaning and disinfecting potentially contaminated surfaces, establishing a protocol for proper waste management, especially biohazardous waste). |
| 5.5 | Inform STB immediately of any participant (whether local or foreign) or EO staff confirmed to have COVID-19 (up to 14 days after attending the event). |
| 5.6 | Please refer to and adhere to NEA's latest guidelines ⁵² for environmental cleaning and disinfection of areas exposed to confirmed case(s) of COVID-19 in non-healthcare premises. |
| 5.7 | Provide training for staff to ensure they are able to respond to situations and carry out procedures relating to COVID-19. |

⁵²<https://www.nea.gov.sg/our-services/public-cleanliness/environmental-cleaning-guidelines/cleaning-and-disinfection/guidelines/guidelines-for-environmental-cleaning-and-disinfection>

Illustration of a MICE event with multiple zones of 50 pax in a function room/ ballroom



□ Ballroom

□ Zone: No. of attendees (≤50pax) allowed in one enclosed event space (e.g. function room/ballroom).

■ Solid partition with height of 1.8m to segregate attendees of different zones.

↔ In the event that a solid partition is not practicable, ensure that other physical barriers such as queue poles or cones are used to clearly demarcate at least

↔ Maintain at least 1m spacing between each seat at all times.



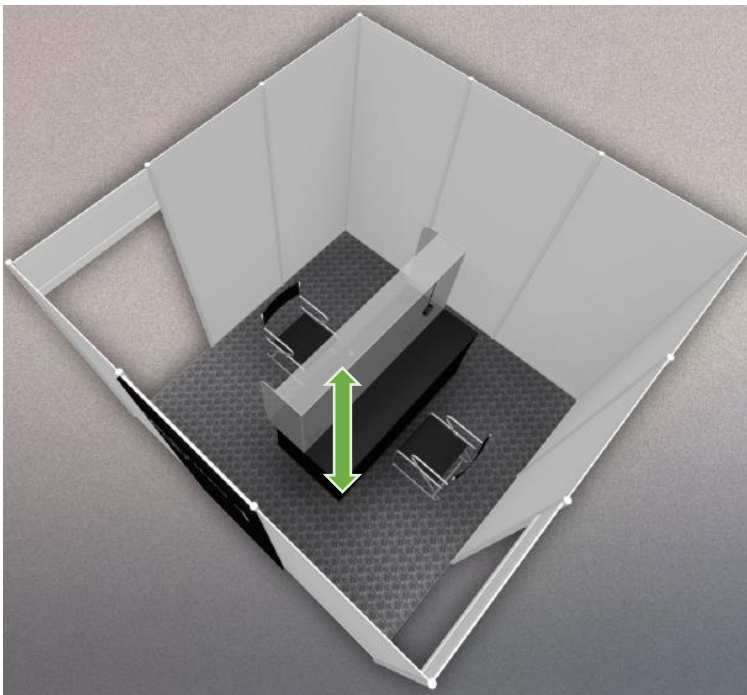
Passion
Made
Possible



Illustration of a Safe Exhibition Booth, with solid partition between exhibitor and visitor



Illustration of a Safe Meeting Space, with solid partition between exhibitor and visitor, or between participants from different zones.



Sample of a safe exhibition booth and meeting space used in pilot MICE trade exhibition, TravelRevive – Powered by ITB Asia and STB.

Best practice of separate entrances and exit for both parties implemented.

Photo: ITB Asia, Designed by Pico



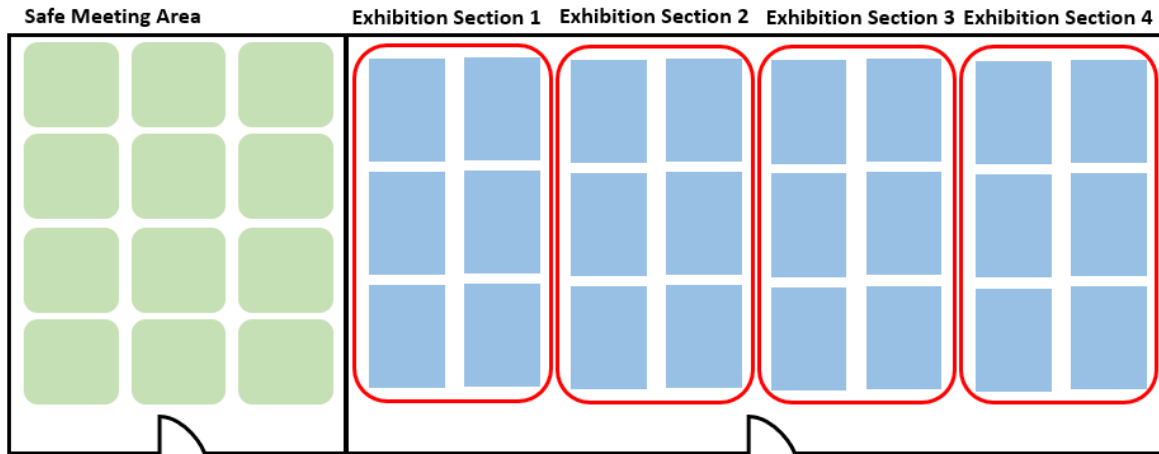
Fixed 1.8m tall U-Shaped plexiglass barrier between exhibitor and visitor



Passion Made Possible

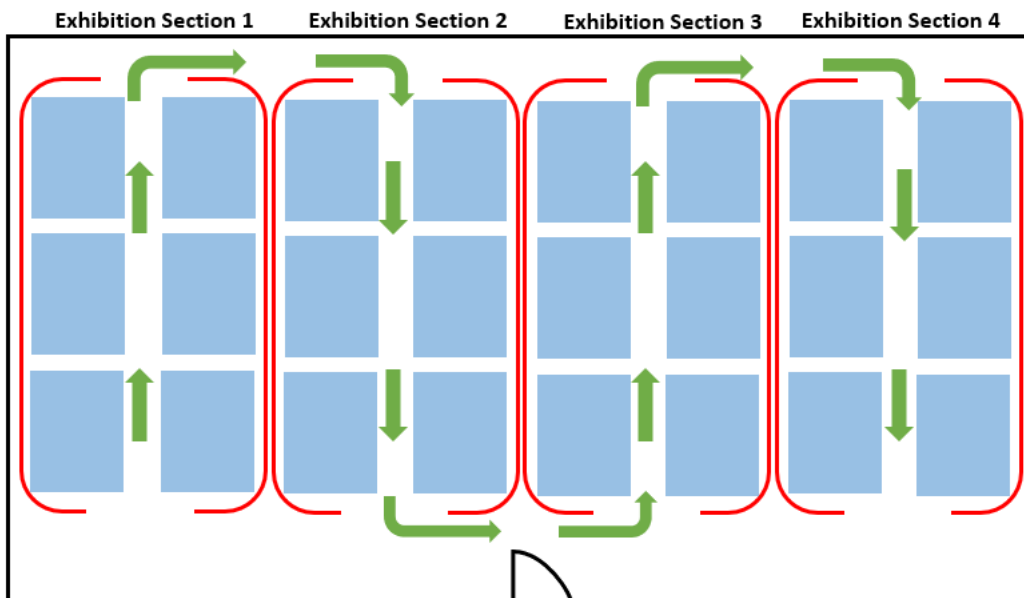


Illustration of a safe tradeshow floor (Possibility 1)



- Ballroom
- Safe meeting space: for extended meetings between exhibitors and visitors.
- Safe exhibition booth: for interactions between exhibitors and visitors who are browsing the exhibition section.
- Exhibition Section: an area of exhibition space where not more than 50 individuals can be present, whether exhibitors or customers.

Illustration of the movement of individuals through a safe tradeshow floor



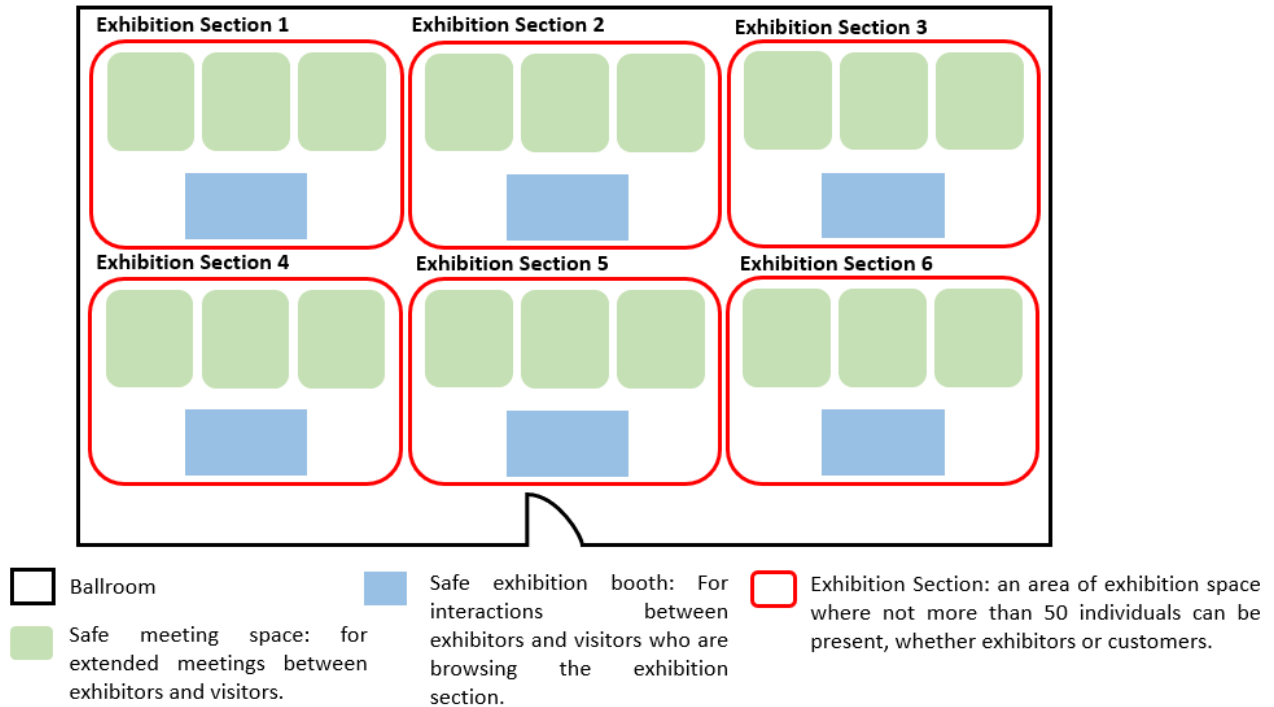
- Possible movement of individuals through the tradeshow floor, utilising a one-directional flow. One zone of visitors is allowed to browse one exhibition section at any one time. The illustration above can concurrently accommodate 200 individuals, including exhibitors and customers



Passion
Made
Possible



Illustration of a safe tradeshow floor (Possibility 2)



~ END ~